

Heavy Flush Base Flange

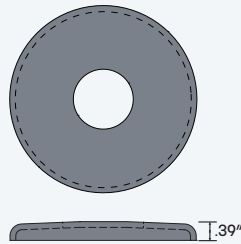
Where pipe or tube posts are set on wood or concrete floors or walls, Wagner steel flanges may be used as a cover flange—with or without set screw. Flanges can be welded to pipe posts and anchored with screws or expansion bolts.

STEEL	1008	.134"
ALUMINUM	3003	.125"
STAINLESS STEEL	Type 304	.120"

Heavy Flush Base Plain Flange



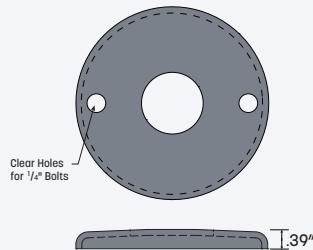
2526



Heavy Flush Base Flange with Two Holes



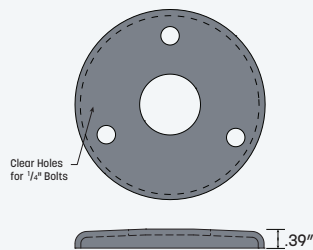
2527



Heavy Flush Base Flange with Three Holes



2527A



Pipe Size	OD	Steel	Aluminum	304 Mill Finish Stainless	304 Satin Stainless
	.75"	2510T		2590T	
	1.00"	2518T	2558T	2598T	
3/4"	1.05"	2510	2550	2590	
	1.25"	2526T		2606T	
1"	1.315"	2518	2558	2598	
	1.50"	2534T	2574T	2614T	2614T.4
1 1/4"	1.66"	2526	2566	2606	2606.4
1 1/2"	1.90"	2534	2574	2614	2614.4
	2.00"	2542T	2582T	2622T	
2"	2.375"	2542	2582	2622	
2 1/2"	2.875"	2545	2585	2625	
	3.00"	2645T	2686T	2626T	
3"	3.50"	2546	2586	2626	

Pipe Size	OD	Steel	Aluminum	304 Stainless
	1.00"	2511T		
3/4"	1.05"	2511		
	1.25"	2527T		
1"	1.315"	2519		
	1.50"	2535T	2575T	2615T
1 1/4"	1.66"	2527	2567	2607
1 1/2"	1.90"	2535	2575	2615
	2.00"	2543T		
2"	2.375"	2543		

Pipe Size	OD	Steel	Aluminum	304 Stainless
	1.00"	2511AT		
3/4"	1.05"	2511A		
1"	1.315"	2519A		
	1.50"	2535AT	2575AT	2615AT
1 1/4"	1.66"	2527A	2567A	2607A
1 1/2"	1.90"	2535A	2575A	2615A
	2.00"	2543AT		
2"	2.375"	2543A		

STANDARD PRODUCTS

RAILING SYSTEMS

LONG LENGTHS

CUSTOM SERVICES

INDEX

