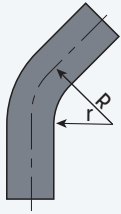


# 4" Inside Radius Flush Weld Elbows

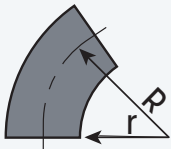
## 45° Elbow with Two 2" Tangents



Pipe Size	OD	Wall Thick.	Steel
1 1/2"	1.90"	.145"	5662-2
2"	2.375"	.154"	5723

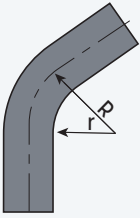


## 55° Elbow



Pipe Size	OD	Wall Thick.	Steel	Aluminum	304 Stainless
1"	1.315"	.133"	5603	5613	5623
	1.50"	.120"	6954-5		
1 1/4"	1.66"	.140"	5633*		
1 1/2"	1.90"	.145"	5663	5673	5683
2"	2.375"	.154"	5724	5738	5752†

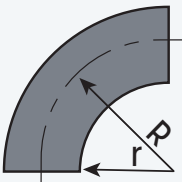
## 55° Elbow with Two 2" Tangents



Pipe Size	OD	Wall Thick.	Steel
	1.50"	.120"	6955-5
1 1/4"	1.66"	.140"	5633-3
1 1/2"	1.90"	.145"	5663-3

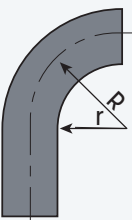


## 90° Elbow



Pipe Size	OD	Wall Thick.	Steel	Aluminum	304 Stainless
1"	1.315"	.133"	5604	5614	5624
	1.50"	.120"	6956-5	6967-5	6975-5
1 1/4"	1.66"	.140"	5634*	5644	5654
1 1/2"	1.90"	.145"	5664	5674	5684
2"	2.375"	.154"	5726	5740	5754†

## 90° Elbow with One 2" Tangents



Pipe Size	OD	Wall Thick.	Steel	Aluminum	304 Stainless
1"	1.315"	.133"	5605	5615	5625
	1.50"	.120"	6957-5	6968-5	6976-5
1 1/4"	1.66"	.140"	5635	5645	5655
1 1/2"	1.90"	.145"	5665	5675	5685
2"	2.375"	.154"	5727	5741	5755†

