

5" Inside Radius Flush Weld Elbows

These **Elbows** are precision mandrel bent parts - **without seams**.

Elbows are supplied with a mill finish. They are available galvanized, zinc plated, anodized or polished to a satin or bright finish.

1" **Pipe** and 1.50" **Tube Elbows** have a 5.25" inside radius.

STEEL
ALUMINUM 6061 *Tubing Elbows*
 6063 *Pipe Elbows*
STAINLESS STEEL Type 304

• Stainless Steel Type 316; Brass Alloys C23000 and C27200; and Bronze C38500 are available upon request to rfq@mailwagner.com.

Nominal Pipe Size	OD	Inside Radius (r)	Center Line Radius (R)	Theoretical Center to Center Diam. (C-C)
1"	1.315"	5.25"	5.908"	11.815"
	1.50"	5.25"	6.00"	12.00"
1 1/4"	1.66"	5.00"	5.83"	11.66"
1 1/2"	1.90"	5.00"	5.95"	11.90"
2"	2.375"	5.00"	6.188"	12.375"



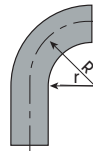
Mandrel Bent Elbow

35° Elbow



Pipe Size	OD	Wall Thick.	STEEL	ALUMINUM	304 STAINLESS
1"	1.315"	.133"	7001	7021	7041
	1.50"	.120"	6950-6		
1 1/4"	1.66"	.140"	7061	7081	7101
1 1/2"	1.90"	.145"	7121	7141	7161
2"	2.375"	.154"	7181	7201	7221†

90° Elbow with One 2" Tangent



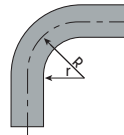
Pipe Size	OD	Wall Thick.	STEEL	ALUMINUM	304 STAINLESS
1"	1.315"	.133"	7008	7028	7048
	1.50"	.120"	6957-6		
1 1/4"	1.66"	.140"	7068	7089	7108
1 1/2"	1.90"	.145"	7128	7148	7168
2"	2.375"	.154"	7188	7208	7228†

45° Elbow



Pipe Size	OD	Wall Thick.	STEEL	ALUMINUM	304 STAINLESS
1"	1.315"	.133"	7003	7023	7043
	1.50"	.120"	6952-6		
1 1/4"	1.66"	.140"	7063	7083	7103
1 1/2"	1.90"	.145"	7123	7143	7163
2"	2.375"	.154"	7183	7202	7223†

90° Elbow with Two 2" Tangents



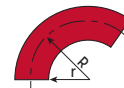
Pipe Size	OD	Wall Thick.	STEEL	ALUMINUM	304 STAINLESS
1"	1.315"	.133"	7009	7029	
	1.50"	.120"	6958-6		
1 1/4"	1.66"	.140"	7069		6977-6
1 1/2"	1.90"	.145"	7129	7149	7169
2"	2.375"	.154"	7189	7209	

55° Elbow



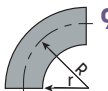
Pipe Size	OD	Wall Thick.	STEEL	ALUMINUM	304 STAINLESS
1"	1.315"	.133"	7005	7025	7045
	1.50"	.120"	6954-6		
1 1/4"	1.66"	.140"	7065	7086	7105
1 1/2"	1.90"	.145"	7125	7145	7165
2"	2.375"	.154"	7185	7205	7225†

125° Elbow



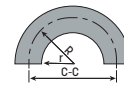
Pipe Size	OD	Wall Thick.	STEEL
1"	1.315"	.133"	7010
	1.50"	.120"	6959-6
1 1/4"	1.66"	.140"	7070
1 1/2"	1.90"	.145"	7130
2"	2.375"	.154"	7190

90° ELBOW



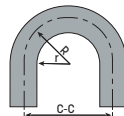
Pipe Size	OD	Wall Thick.	STEEL	ALUMINUM	304 STAINLESS
1"	1.315"	.133"	7007	7027	7047
	1.50"	.120"	6956-6	6967-6	6975-6
1 1/4"	1.66"	.140"	7067	7088	7107
1 1/2"	1.90"	.145"	7127	7147	7167
2"	2.375"	.154"	7187	7207	7227†

180° Elbow



Pipe Size	OD	Wall Thick.	STEEL	ALUMINUM	304 STAINLESS
1"	1.315"	.133"	7013		
	1.50"	.120"	6962-6	6970-6	6978-6
1 1/4"	1.66"	.140"	7073		
1 1/2"	1.90"	.145"	7133		
2"	2.375"	.154"	7193		

180° Elbow with Two 3" Tangents Untrimmed



Pipe Size	OD	Wall Thick.	STEEL	ALUMINUM	304 STAINLESS
1"	1.315"	.133"	7014B	7034B	7054B
	1.50"	.120"	6963-6B	6971-6B	6979-6B**
1 1/4"	1.66"	.140"	7074B	7094B	7114B**
1 1/2"	1.90"	.145"	7134B	7154B	7174B**
2"	2.375"	.154"	7194B	7214B	7234B†

See page 47 for issues relating to deformation in **Bent Elbows**.

** Available in 316 Stainless

* 4" Tangents.
 † Denotes Sch. 10.

NUMBERS IN BOLD TYPE are typically in stock. Other items may not be available for immediate shipment or are made-to-order - requiring a minimum quantity and a longer lead time. Visit shop.wagnercompanies.com for availability.