

# 1 5/8" Inside Radius Flush Weld Elbows

These **Elbows** are precision mandrel bent parts - without seams - except as noted.

1.00" OD **Tubing Elbows** have an inside radius of 1.560".

**Elbows** are supplied with a mill finish. They are available galvanized, zinc plated, anodized or polished to a satin or bright finish. All **Elbows** may also be purchased with tangents. Contact **us** with your requirements - [rfq@mailwagner.com](mailto:rfq@mailwagner.com).

See page 32 for optional **Wedge-Lock™ Connectors**.  
See page 38 for typical **Wall Returns**.

See page 41 for issues relating to deformation in bent **Elbows**.

STEEL  
ALUMINUM

3003 **Seamed Elbows**  
6061 **Tubing Elbows**  
6063 **Pipe Elbows**

Made in  
**MILWAUKEE**

STAINLESS STEEL Type 304  
Type 316

• Brass Alloys C23000 and C27200; and Bronze C38500 are available upon request to [rfq@mailwagner.com](mailto:rfq@mailwagner.com).

Nominal Pipe Size	OD	Inside Radius (r)	Center Line Radius (R)	Theoretical Center to Center Diam. (C-C)
	1.00"	1.56"	2.12"	4.24"
3/4"	1.05"	1.625"	2.15"	4.30"
	1.25"	1.625"	2.25"	4.50"
1"	1.315"	1.625"	2.282"	4.565"
	1.50"	1.625"	2.375"	4.75"
1 1/4"	1.66"	1.625"	2.455"	4.90"
1 1/2"	1.90"	1.625"	2.575"	5.15"



Seamed Elbows



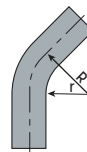
Mandrel Bent Elbows



## 35° Elbow

These **Elbows** have no visible seam unless noted.

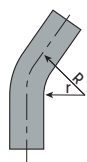
Pipe Size	OD	Wall Thick.	STEEL	ALUMINUM	304 STAINLESS
3/4"	1.05"	.113"	151-1	160-1	171-1
1"	1.315"	.133"	4501	4515	4529
	1.50"	.120"	6900		
1 1/4"	1.66"	.140"	<b>4431*</b>		
1 1/4"	1.66"	.140"	<b>4431-S</b>	4441	4651
1 1/2"	1.90"	.145"	<b>4461*</b>		
1 1/2"	1.90"	.145"	4461-S	<b>4471</b>	4681



## 45° Elbow with Two 2" Tangents

These **Elbows** have no visible seam.

Pipe Size	OD	Wall Thick.	STEEL	ALUMINUM	304 STAINLESS
	1.00"	.083"	7803		
3/4"	1.05"	.113"	<b>152-2</b>		
1"	1.315"	.133"			4532
	1.50"	.120"			6935
1 1/4"	1.66"	.140"	<b>4721</b>	4726	
1 1/2"	1.90"	.145"	4731		



## 35° Elbow with Two 2" Tangents

These **Elbows** have no visible seam.

Pipe Size	OD	Wall Thick.	STEEL	ALUMINUM	304 STAINLESS
	1.25"	.065"			7883T
1"	1.315"	.133"	<b>4502</b>		
	1.50"	.120"	6901		6933
1 1/4"	1.66"	.140"	<b>4720</b>	<b>4725</b>	
1 1/2"	1.90"	.145"	<b>4730</b>		



## 55° Elbow

These **Elbows** have no visible seam unless noted.

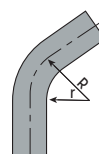
Pipe Size	OD	Wall Thick.	STEEL	ALUMINUM	304 STAINLESS
	1.00"	.083"	7804		
3/4"	1.05"	.113"	153-1	163-1	173-1
1"	1.315"	.133"	4505	4519	<b>4533</b>
	1.50"	.120"	6904		
1 1/4"	1.66"	.140"	<b>4433*</b>		
1 1/4"	1.66"	.140"	<b>4433-S</b>	4443	4653
1 1/2"	1.90"	.145"	<b>4463*</b>		
1 1/2"	1.90"	.145"	4463-S	4473	4683



## 45° Elbow

These **Elbows** have no visible seam unless noted.

Pipe Size	OD	Wall Thick.	STEEL	ALUMINUM	304 STAINLESS
	1.00"	.083"	7802		
3/4"	1.05"	.113"	<b>152-1</b>	162-1	<b>172-1</b>
1"	1.315"	.133"	4503	4517	<b>4531</b>
	1.50"	.120"	<b>6902</b>		
1 1/4"	1.66"	.140"	<b>4432*</b>		
1 1/4"	1.66"	.145"	<b>4432-S</b>	4442	4652
1 1/2"	1.90"	.140"	<b>4462*</b>		
1 1/2"	1.90"	.145"	4462-S	4472	4682



## 55° Elbow with Two 2" Tangents

These **Elbows** have no visible seam.

Pipe Size	OD	Wall Thick.	STEEL	ALUMINUM	304 STAINLESS
1"	1.315"	.133"	<b>4506</b>		
	1.50"	.120"			6937
1 1/4"	1.66"	.140"	<b>4722</b>		
1 1/2"	1.90"	.145"	<b>4732</b>	<b>4737</b>	

\* Denotes an **Elbow** with a seam.

**NUMBERS IN BOLD TYPE** are typically in stock. Other items may not be available for immediate shipment or are made-to-order - requiring a minimum quantity and a longer lead time. Visit [shop.wagnercompanies.com](http://shop.wagnercompanies.com) for availability.