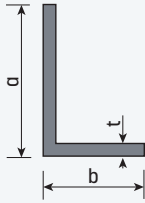


# Angles, Tee and Zee

## Bronze Angle - Unequal Leg

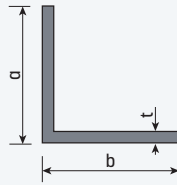
- Alloy C38500
- 16' lengths
- Mill finish



a	b	t	lb/ft	Aluminum
1 1/2"	3/4"	1/8"	1.030	L5150812
2"	1"	1/8"	1.330	L5201012

## Aluminum Angle - Equal Leg

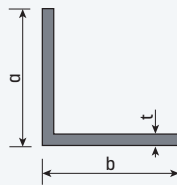
- Alloy 6063-T52
- Sharp corners
- 16' lengths
- Mill finish



a	b	t	lb/ft	Aluminum
1 1/4"	1 1/4"	1/8"	.355	L2121212
1 1/2"	1 1/2"	3/16"	.633	L2151519
2"	2"	1/4"	1.124	L2202025

## Bronze Angle - Equal Leg

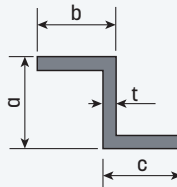
- Alloy C38500
- Sharp corners
- 16' lengths
- Mill finish



a	b	t	lb/ft	Aluminum
1/2"	1/2"	1/8"	.400	L5050512
1 1/2"	1 1/2"	3/16"	1.940	L5151519

## Aluminum Zee

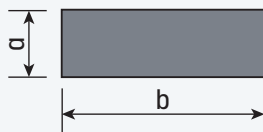
- Alloy 6063-T52
- 16' lengths
- Mill finish



a	b	c	t	lb/ft	Aluminum
1"	1 1/8"	1 1/8"	1/8"	.450	Z210111112

## Aluminum Rectangular Bar

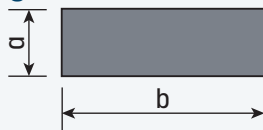
- Alloy 6063-T52
- 16' lengths
- Mill finish



a	b	lb/ft	Aluminum
1/4"	1 5/8"	.487	B20316
1/4"	4"	1.200	B20340

## Bronze Rectangular Bar

- Alloy C38500
- 16' lengths
- Mill finish



a	b	lb/ft	Aluminum
1/4"	1"	.920	B50310
3/8"	2 1/2"	3.420	B50425

Other finishes available upon request.

STANDARD PRODUCTS

RAILING SYSTEMS

LONG LENGTHS

CUSTOM SERVICES

INDEX