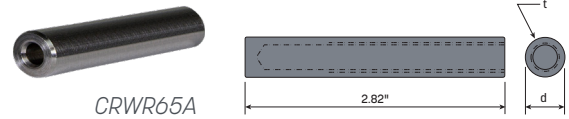


# Mounting Hardware & Accessories

## Invisiware® Welded Receiver

Invisiware® Welded Receiver is a fixed-end, non-tensioning device that provides a sturdy, threaded receptacle in the end post for an Invisiware Swaging Stud. The Invisiware Welded Receiver is cut to length if necessary, inserted in a hole drilled through the post and welded to the outside wall. The welded surface is then ground to the original contour of the post, thus hiding the weld.

Cable	d	t	Use with Stud No.	Steel	Stainless
1/8"	.437"	5/16-24	CRS4	CRWR65A	CRWR65B
3/16"	.437"	5/16-24	CRS6	CRWR65A	CRWR65B
1/4"	.531"	7/16-20	CRS8	CRWR85A	CRWR85B



## Mounting Screws

Stainless steel socket-head screws for mounting Adjust-A-Jaw® and Adjust-A-Body® with threaded eye tensioners, Ultra-tec® Fixed Jaws, or Push-Lock™ fittings with threaded eye.



CRSC6

Cable	g	Stainless
1/8"	1/4-28	CRSC6
3/16"	1/4-28	CRSC6
1/4"	3/8-24	CRSC8
5/16"	3/8-24	CRSC8
3/8"	3/8-24	CRSC8

## Invisiware® Threaded Tab

The Invisiware® Threaded Tabs are used for mounting an Adjust-A-Jaw® or Adjust-A-Body® Tensioner, Ultra-tec® Fixed Jaw, or Push-Lock™ fitting with threaded eye. Recommended only when you are using a minimum schedule 80 pipe end post or a square or rectangular steel end post with a minimum .250" wall.

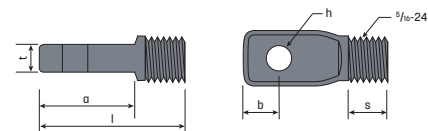


CRTT6B



CRTT8B

Cable	h	s	t	a	b	l	Stainless
1/8"	.265"	.500"	.232"	.780"	.330"	1.30"	CRTT6B
3/16"	.265"	.500"	.232"	.780"	.330"	1.30"	CRTT6B
1/4"	.390"	.375"	.290"	1.10"	.410"	1.66"	CRTT8B
5/16"	.390"	.375"	.290"	1.10"	.410"	1.66"	CRTT8B
3/8"	.390"	.375"	.290"	1.10"	.410"	1.66"	CRTT8B

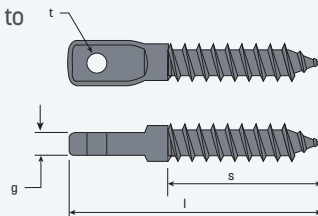


## Ultra-tec® Lag Eye

A convenient, easy-to-install means for attaching an Adjust-A-Jaw® or Adjust-A-Body® tensioner, Ultra-tec® Fixed Jaw, or Push-Lock™ fitting with threaded eye to a wood post.



CRLE6L



Cable	g	t	s	l	Stainless
1/8"	.232"	.256"	1.50"	2.23"	CRLE6
3/16"	.232"	.256"	1.50"	2.23"	CRLE6
1/4"	.255"	.393"	2.00"	3.55"	CRLE8
5/16"	.255"	.393"	2.00"	3.55"	CRLE8
3/8"	.255"	.393"	2.00"	3.55"	CRLE8
1/8"	.232"	.256"	3.00"	3.73"	CRLE6L
3/16"	.232"	.256"	3.00"	3.73"	CRLE6L

STANDARD PRODUCTS

RAILING SYSTEMS

LONG LENGTHS

CUSTOM SERVICES

INDEX