

# Inside of Post Mount - Swaged

## Push-Lock™ Anchor Bolt

The Push-Lock™ Anchor Bolt fitting is an exposed, swageless, non-tensioning, face-of-the-surface-mounted fitting that is suitable for use on level runs only.

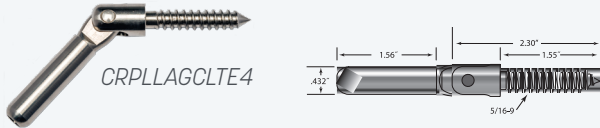
Use with Red Head® Anchor, steel (RL-38) or stainless steel (SSRM-8).

Cable	Concrete
1/8"	CRPLAB4
3/16"	CRPLAB6



## Push-Lock™ Lag Clevis

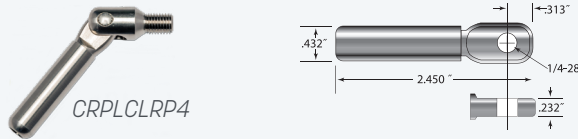
The Push-Lock™ with Lag Clevis is an exposed, swageless, non-tensioning, face-of-the-post-mounted fitting that is suitable for level or pitched runs. Call Wagner if a longer lag is needed.



Cable	Part Number
1/8"	CRPLLAGCLTE4
3/16"	CRPLLAGCLTE6

## Push-Lock™ with Threaded Clevis

The Push-Lock™ Threaded Clevis is an exposed, swageless, face-of-the-post-mounted fitting that is suitable for level or pitched runs.



Cable	Part Number
1/8"	CRPLCLRP4
3/16"	CRPLCLRP6

## Push-Lock™ with Threaded Bolt

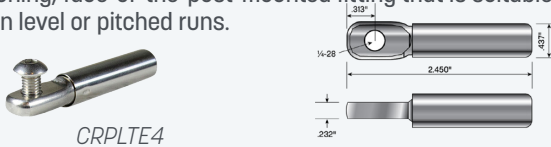
The Push-Lock™ Threaded Bolt fitting is an exposed, swageless, non-tensioning, face-of-the-post-mounted fitting that is suitable for use on level runs only.



Cable	Part Number
1/8"	CRPLFMMS4
3/16"	CRPLFMMS6

## Push-Lock™ with Threaded Eye

The Push-Lock™ Threaded Eye is an exposed, swageless, non-tensioning, face-of-the-post-mounted fitting that is suitable for use on level or pitched runs.

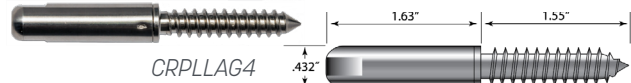


Cable	Part Number
1/8"	CRPLTE4
3/16"	CRPLTE6

## Push-Lock™ Lag

The Push-Lock™ Lag Fitting is an exposed, swageless, non-tensioning, face-of-the-post-mounted fitting that is suitable for use on level runs only.

The Push-Lock Lag must be used with a tensioning fitting on the opposite end of the run.



Cable	Part Number
1/8"	CRPLLAG4
3/16"	CRPLLAG6