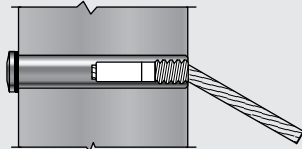


The tensioners that are hidden inside the post.

Easy to install

Slide the Invisiware receiver into a pre-drilled hole in the end post. The inside of the receiver is female-threaded to accept the male-threaded swaging stud (below) that is attached to the cable. The head of the receiver is broached for an Allen wrench. To tension the cable, simply insert the Allen wrench and rotate the receiver around the male threads to draw the stud and cable further inside the receiver. When installed, only the head of the Invisiware receiver is exposed on the outside of the post.



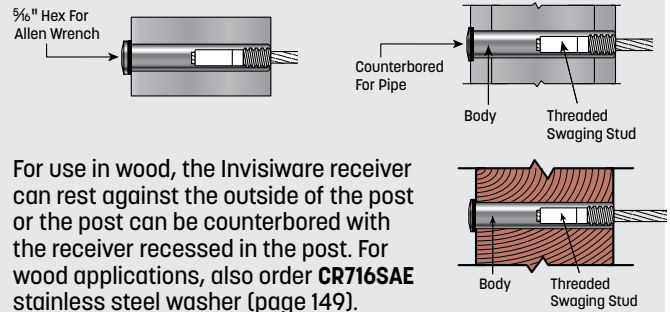
You do not have to drill your holes at an angle to use Invisiware receivers on stairs or severe pitches up to 35 degrees.



Invisiware Use on Stairs

Use with metal or wood – on level runs or stairs

Invisiware receivers are used with pipe and with round, square or rectangular metal tubing. Pipe ends are counterbored, so the full perimeter of the head rests on a flat surface in the pipe. The head rests on the outside wall of a flat-sided metal post. A plastic washer is included and acts as a scratch resistant barrier between the head of the receiver and the metal post.



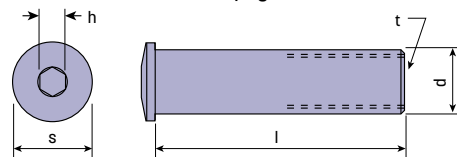
For use in wood, the Invisiware receiver can rest against the outside of the post or the post can be counterbored with the receiver recessed in the post. For wood applications, also order **CR716SAE** stainless steel washer (page 149).



Illustrated with an Invisiware radius ferrule on the non-tensioning end (see page 148).



Invisiware with Wood Posts



Invisiware Receivers

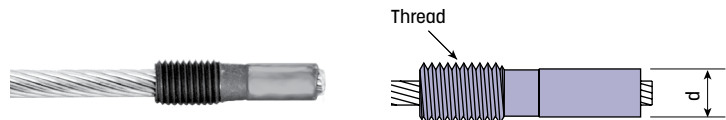
Type 316 Stainless Steel

Cable Size	ALSO REQUIRES SWAGING STUD #:	d	h	t	s	Frame Options							
						FOR 1 1/4" PIPE (1.66" OD) L = 1.562"	FOR 1 1/2" PIPE (1.90" OD) L = 1.812"	FOR 2.00" TUBE L = 2.030"	FOR 2" PIPE (2.375" OD) L = 2.301"	FOR 2.75" TUBE L = 2.375"	FOR 2.50" TUBE L = 2.53"	FOR 3.00" TUBE† L = 3.030"	FOR 4 X 4* WOOD POST OR 3.50" TUBE L = 3.563"
1/8"	CRS4	.437"	3/16"	5/16-24	.537"	CRR612	CRR622	CRR632	CRR642	CRR672	CRR682	CRR652	CRR662
3/16"	CRS6	.437"	3/16"	5/16-24	.537"	CRR612	CRR622	CRR632	CRR642	CRR672	CRR682	CRR652	CRR662
1/4"	CRS8	.531"	7/32"	7/16-20	.646"		CRR822	CRR832	CRR842			CRR852	
5/16"	CRS10	.687"	5/16"	9/16-18	.865"			CRR1232	CRR1242			CRR1252	
3/8"	CRS12	.687"	5/16"	9/16-18	.865"			CRR1232	CRR1242			CRR1252	

* Nominal 4 x 4 wood **Post** - 3 1/2" x 3 1/2" actual. Use Stainless Steel Washers **CR716SAE** (page 149) - not included.
 † Use as double **Posts** with spacer shown on page 157.

Invisiware Threaded Swaging Stud

This part is swaged onto the end of the cable and used with the Invisiware receiver (above). When used with the Invisiware welded receiver in a metal end post, it becomes a stop-end (non-tensioning end) fitting that is **completely hidden inside the end post**. The threaded surface is coated with a baked-on molybdenum-based dry film lubricant, to prevent the threads from binding when tensioned and in extreme environments.



Cable Size	Thread	d after Swaging	STAINLESS
1/8"	5/16-24	.250"	CRS4
3/16"	5/16-24	.250"	CRS6
1/4"	7/16-20	.375"	CRS8
5/16"	9/16-18	.500"	CRS10
3/8"	9/16-18	.500"	CRS12

STANDARD PRODUCTS

RAILING SYSTEMS

TRADITIONAL RAILING

CUSTOM SERVICES

APPENDIX