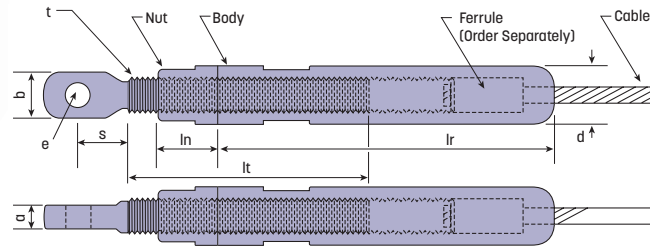


They all work the same, only the mounting ends are different.

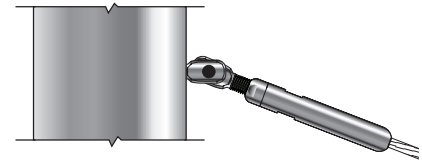
Easy to install

The mounting end on each of our Adjust-A-Body® tensioners has a male thread that mates with the female thread within the body of the tensioner. The swaging ferrule is swaged onto the cable and holds the cable inside the body. The body rotates on the cable and provides a considerable amount of take-up during tensioning with an open-end wrench. After tensioning, the lock nut locks the assembly in place.



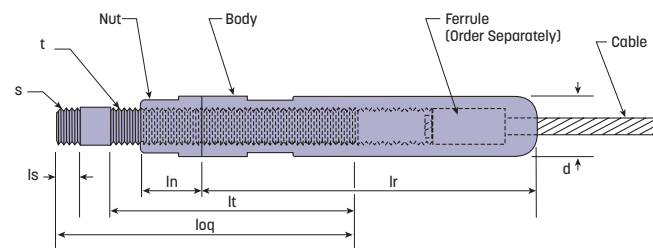
Adjust-A-Body with Threaded Eye Tensioner

Used on straight runs or stairs like the Adjust-A-Jaw® tensioners (see page 140), **these fittings cost a lot less than the Adjust-A-Jaw tensioners.** You can use our Invisiware® fixed tabs or threaded tabs (page 145) or lag eyes (page 146), to mount this tensioner to your end posts. Or you can mount them using flat bar or angle iron welded to your post with holes drilled to accept the clevis. See the tabulated drawing and chart below to determine how this fitting interfaces with your end post.



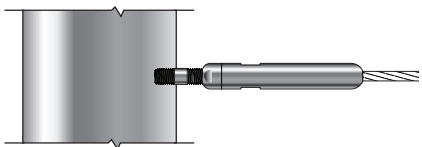
Cable Size	e	a	b	s	t	lt	In	lr	d	Use with Screw # (Included)	Also Order Ferrule #	STAINLESS
1/8"	1/4-28	.233"/.229"	.500"	.44"	5/16-24 LH	2.00"	.375"	2.75"	.500"	CRSC6	CRF4	CRAJTE6
3/16"	1/4-28	.233"/.229"	.500"	.44"	5/16-24 LH	2.00"	.375"	2.75"	.500"	CRSC6	CRF6	CRAJTE6
1/4"	3/8-24	.295"/.285"	.844"	.68"	7/16-20 LH	2.50"	.500"	3.00"	.625"	CRSC8	CRF8	CRAJTE8

Note: Order Ferrule separately (page 144)



Adjust-A-Body with Threaded Bolt Tensioner

Used on straight runs, this tensioner screws into a drilled and tapped hole in your metal post. **Here is a real money-saver, because there is no need for special tees with holes, welded tabs, or any other mounting device.** Recommended for level runs using a minimum schedule 80 pipe or square or rectangular steel tubing with a minimum .250" wall.



Cable Size	s	t	ls	lt	loq	In	lr	d	Also Order Ferrule #	STAINLESS
1/8"	5/16-24	5/16-24 LH	.375"	2.00"	2.625"	.375"	2.75"	.500"	CRF4	CRAJT6
3/16"	5/16-24	5/16-24 LH	.375"	2.00"	2.625"	.375"	2.75"	.500"	CRF6	CRAJT6
1/4"	5/16-24	7/16-20 LH	.375"	2.50"	3.125"	.50"	3.00"	.625"	CRF8	CRAJT8
5/16"	1/2-20	9/16-18 LH	.62"	3.00"	4.00"	.62"	4.50"	.744"	CRF10	CRAJT12
3/8"	1/2-20	9/16-18 LH	.62"	3.00"	4.00"	.62"	4.50"	.744"	CRF12	CRAJT12

Note: Order Ferrule separately (page 144)

NUMBERS IN BOLD TYPE are typically in stock. Other items may not be available for immediate shipment or are made-to-order - requiring a minimum quantity and a longer lead time. Visit shop.wagnercompanies.com for availability.