
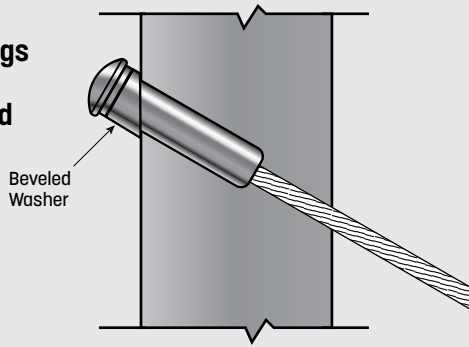


Use Pull-Lock™ stop-end fittings on stairs with special beveled washers.



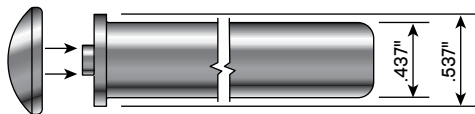
Stainless Steel Beveled Washers

Special stainless steel beveled washers let you use Pull-Lock fittings on stairs and severe pitches with flat-sided metal frames. Not offered for pipe or round tubing. Only required for runs greater than 35°.



Pull-Lock Install Video

| Pitch / Angle | 1/8" OR 3/16" CABLE |
|---------------|-------------------------|
| 30° - 33° | CRBW326 |
| 34° - 36° | CRBW356 |
| 37° - 39° | CRBW386 |



Pull-Lock Fittings - Outside-of-Post-Mount

Pull-Lock fittings are made of Type 316 Stainless Steel with the exception of internal components that are made of other types of stainless steel.

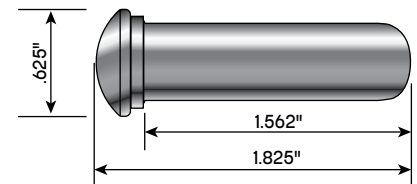
Designed for use with 1 x 19 Left Hand Lay Strand Only

| Cable Size | ANY FRAME | 1.50" TO 1.66" TUBE OR 1 1/4" PIPE | 2" TUBE OR 1 1/2" PIPE | 2.375" TUBE OR 2" PIPE | 3" TUBE |
|------------|------------------------|------------------------------------|------------------------------|------------------------------|------------------------------|
| 1/8" | CRPUL4 | CRPUL4-12 | CRPUL4-2.030 | CRPUL4-2.375 | CRPUL4-3.030 |
| 3/16" | CRPUL6 | CRPUL6-12 | CRPUL6-2.030 | CRPUL6-2.375 | CRPUL6-3.030 |

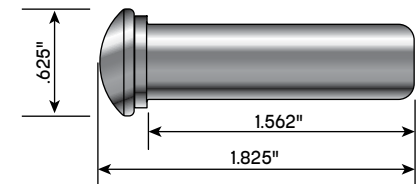
Note: For wood posts, also use Stainless Steel Washer [CR716SAE](#)

Convenient cutting tool


To cut the cable flush with the end of the Pull-Lock fitting, a 4-inch right angle grinder with a cut-off wheel is ideal. For those who do not have that type of hand tool, a cutting tool for use with a hand drill is available. Order part no. [CRCUTOFFKIT](#) (page 160).




CRPUL4/CRPUL6




CRPUL4-12/CRPUL6-12



CRPUL4-2.030/CRPUL6-2.030



CRPUL4-2.375/CRPUL6-2.375



CRPUL4-3.030/CRPUL6-3.030

STANDARD PRODUCTS

RAILING SYSTEMS

TRADITIONAL RAILING

CUSTOM SERVICES

APPENDIX