

# Kit Assemblies for Runs with Two Turns - up to 180°

For outside-of-post to outside-of-post applications, for either wood or metal posts, use the 272 Series:


The tensioning devices are a 3 1/2" long Invisiware® Receiver, which installs through the post on one end, and a Push-Lock™ Stud with a 1 1/2" long Receiver installed through the other end.

### Fitting combinations for wood posts

For level runs:

**272 Series** (outside to outside)  
3 1/2" Invisiware Receiver to  
1 1/2" Receiver with Push-Lock Stud.

**672 Series** (outside to inside)  
Adjust-A-Body with Hanger Bolt to  
1 1/2" Receiver with Push-Lock Stud.




### Fitting combinations for metal posts

For level runs:


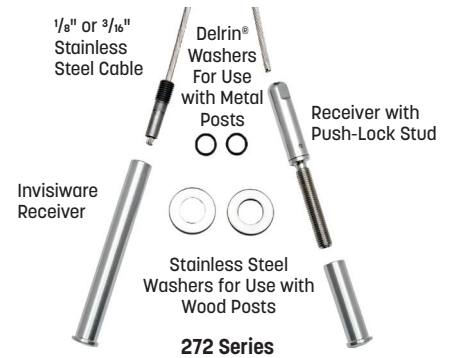
**272 Series** (outside to outside)  
3 1/2" Invisiware Receiver to  
1 1/2" Receiver with Push-Lock Stud.

**773 Series** (outside to inside)  
Adjust-A-Body with Threaded  
Bolt to 1 1/2" Receiver with  
Push-Lock Stud.



### 272 Series Cable Assemblies

Cable Length	1/8" CABLE	3/16" CABLE
30'	CR272-30	CR2726-30
40'	CR272-40	CR2726-40
50'	CR272-50	CR2726-50



### 672 and 773 Series Cable Assemblies

Cable Length	1/8" Cable		3/16" Cable	
	WOOD POST	METAL POST	WOOD POST	METAL POST
30'	CR672-30	CR773-30	CR6726-30	CR7736-30
40'	CR672-40	CR773-40	CR6726-40	CR7736-40
50'	CR672-50	CR773-50	CR6726-50	CR7736-50

STANDARD PRODUCTS

RAILING SYSTEMS

TRADITIONAL RAILING

CUSTOM SERVICES

APPENDIX