

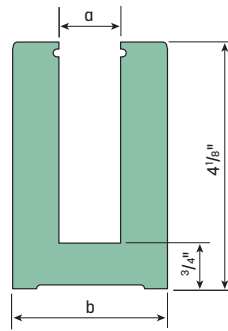
### Standard Base Shoe Moulding

Aluminum, 6063-T52 Alloy; 10' and 20' Lengths.

For mounting **Glass Railing Systems for Standard Wet Glaze**. Portland Cement is not to be used with laminated glass. Use the grout which is appropriate for the location (indoor/outdoor) and compatible with laminated glass.

Produced from extruded Aluminum, they may be anodized, painted or clad to match the **Top Rail** or area decor.

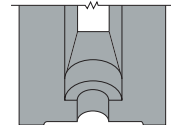
**Base Shoe Moulding** may be surface mounted, fascia mounted or embedded in concrete. The **Shoe** is the key to the structural integrity of any **Glass Railing System**. Proper attachment is extremely important - refer to page 106.



Length Tolerances: +/- 1/4"

a	b	Glass	lb/ft	Length	WITHOUT HOLES	COUNTERBORED HOLES
1"	2 1/2"	1/2"	8.17	20'	<b>GR2852</b>	<b>GR2852HCB</b>
1"	2 1/2"	1/2"	8.17	10'	<b>GR2852-10</b>	<b>GR2852HCB-10</b>
1 1/4"	2 3/4"	3/4"	8.38	20'	<b>GR2876</b>	<b>GR2876HCB</b>
1 1/4"	2 3/4"	3/4"	8.38	10'	<b>GR2876-10</b>	<b>GR2876HCB-10</b>

Section Through Attachment Hole  
1/4" Minimum Lip



Counterbored Hole

### Expansion Cement

Follow package instructions.

#### Rockite®

Use only in water proof conditions.

Gypsum-based

Description	Rail Length	Part Number
50 lb. Pail	44' Rail	<b>RK10051</b>
10 lb. Box	8' 6" Rail	<b>RK10010</b>




RK10010

### Disposable Grout Bag

Made of heavy duty plastic, disposable **Grout Bags** eliminate the need for cleaning. Bags are 21" long. Tips can be cut to the desired opening.



Description	Part Number
50/box	<b>GBG14219</b>



### Top Gasket for Shoe

1/2" Wide x 7/16" High.  
EPDM - 50-60 Durometer.

Gasket 25'	<b>GR9398-25</b>
Gasket 50'	<b>GR9398-50</b>
Gasket 100'	<b>GR9398-100</b>
Gasket 500'	<b>GR9398</b>



GR5NSB

### Spacing and Sealing Pads

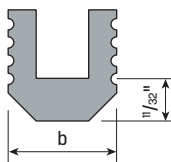
These die cut foam pads with adhesive on one side act as spacers.

1/4" Thick, 3 7/16" High, High Density Foam.

1/2" Glass	<b>GR5NSB</b>
3/4" Glass	<b>GR7NSB</b>
Spacer Block Tool	<b>RSBIT</b>

### Setting Blocks for Wet Glaze

EPDM, 90 Durometer.



Glass	b	Length	Unit	
1/2"	1"	25'	Spool	<b>GR9392</b>
1/2"	1"	4"	10/Package	<b>GR9392PK</b>
3/4"	1 1/4"	25'	Spool	<b>GR9393</b>
3/4"	1 1/4"	4"	10/Package	<b>GR9393PK</b>



GR5ASB



RSBIT

### Spacer Blocks and Tool

1/4" x 3 5/16", Rigid Rubber. Required on stair or ramp installations to prevent the glass from sliding down. Trim height as required.

1/2" Glass	<b>GR5ASB</b>
3/4" Glass	<b>GR7ASB</b>
Spacer Block Tool	<b>RSBIT</b>

### Silicone

Neutral cure, waterproof formula. Used to adhere **Cladding to Shoe Moulding, Top Rail** to glass and seal over **Backer Rod**.

Black, 10 Fluid Ounces	<b>GR95CBL</b>
------------------------	----------------