
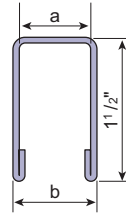


U-Channel Top Rail

.062" thick, 10' Lengths.

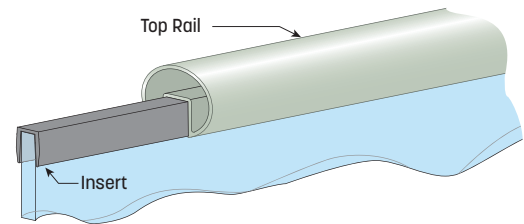
The **U-Channel Cap** protects the glass edge and secures glass panels together. Use with **GR938 3M VHB Tape** and **GR95CBL Silicone** - page 104 - to secure glass.

Many local codes require that the **Top Railing** meet a specific load requirement. Confirm with your local authorities prior to specifying the use of this **Top Railing** style - refer to page 238.



a	b	Glass	Alloy	SATIN STAINLESS	POLISHED STAINLESS
3/4"	7/8"	1/2"	304	GR30915.4	GR30915.7
1"	1 1/8"	3/4"	304	GR31115.4	GR31115.7
3/4"	7/8"	1/2"	316	GR30916.4	GR30916.7

Placing metal **Top Rail** in direct contact with a glass edge is not recommended. Use **Silicone** or **Protective Insert** - page 104 - as a buffer between the **Top Rail** selected and **Tempered Glass**. Select **Protective Insert** based on glass thickness and depth of channel on **Slotted Top Rail**.



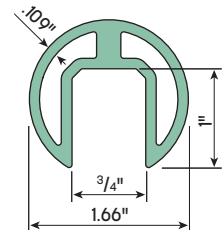

Extruded Aluminum Top Rail

20' Lengths.

Aluminum Alloy 6063-T52, .900 lb/ft.

Suitable for Anodizing.

For use with glass up to 3/16" thick.



Finish	TOP RAIL	END CAP	INTERNAL SPLICE	HORIZONTAL MITER CORNER	VERTICAL MITER CORNER
Mill	GR2168		GR2168S	GR2168MK	
Satin, Circum.	GR2168.4	GR2168EM	GR2168S		
Satin Anodized	GR2168.4AN	GR2168EM.AN	GR2168S	GR2168MK.4AN	GR2168MKV.4AN

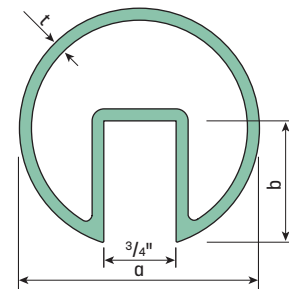

Extruded Aluminum Top Rail

20' Lengths.

Aluminum Alloy 6063-T52.

Suitable for Anodizing.

For use with glass up to 3/16" thick.



a	b	t	lb/ft	Finish	TOP RAIL	END CAP	INTERNAL SPLICE	HORIZONTAL MITER CORNER	VERTICAL MITER CORNER
1.90"	1 1/4"	.109"	1.013	Mill	GR2190		GR2190S	GR2190MK	GR2190MKV
1.90"	1 1/4"	.109"	1.013	Satin	GR2190.4	GR2190EM	GR2190S	GR2190MK.4	GR2190MKV.4
1.90"	1 1/4"	.109"	1.013	Satin Anodized	GR2190.4AN	GR2190EM.AN	GR2190S	GR2190MK.4AN	GR2190MKV.4AN
2.00"	1 5/16"	.125"	1.130	Mill	GR2200		GR2200S	GR2200MK	GR2200MKV
2.00"	1 5/16"	.125"	1.130	Satin	GR2200.4	GR2200E.4	GR2200S	GR2200MK.4	GR2200MKV.4
2.00"	1 5/16"	.125"	1.130	Satin Anodized	GR2200.4AN	GR2200E.4AN	GR2200S	GR2200MK.4AN	GR2200MKV.4AN
2.50"	1 1/4"	.125"	1.510	Mill	GR2250		GR2250S	GR2250MK	
2.50"	1 1/4"	.125"	1.510	Satin	GR2250.4	GR2250E.4	GR2250S	GR2250MK.4	GR2250MKV.4
2.50"	1 1/4"	.125"	1.510	Satin Anodized	GR2250.4AN	GR2250E.4AN	GR2250S	GR2250MK.4AN	

STANDARD PRODUCTS

RAILING SYSTEMS

TRADITIONAL RAILING

CUSTOM SERVICES

APPENDIX